Cooper Lighting Solutions Photometric Lab
1121 Highway 74 South
Peachtree City, GA 30269

Cooper Lighting Solutions Photometric Lab
1121 Highway 74 South
Peachtree City, GA 30269

Scaled data based on original data using

LM-79-2024 Approved Method: Electrical and Photometric Measurements of Solid-State Lighting Products

Test Report Prepared for

Cooper Lighting Solutions

Brand: LUMARK

Report Number: P1461172

Luminaire Tested: PRV-PC1D-740-U-T2RE

Issue Date: 06/10/2026

Test Information

Test Method:	LM-79-2024
Report Number:	P1461172
Test Lab:	INNOVATION CENTER(G3)
Issue Date:	6/10/2026
Manufacturer:	COOPER LIGHTING SOLUTIONS
Product Line:	LUMARK
Catalog Number:	PRV-PC1D-740-U-T2RE
Description:	PREVAIL DISCRETE LED 1 SQUARE AT 1170MA 70CRI 4000K FIXTURE w/ TYPE II ROADWAY ILLUMINANCE DISTRIBUTION OPTIC
Light Source:	(40) 4000K CCT, 70 CRI LEDS
Ballast/Driver:	ELECTRONIC DRIVER

Summary

Lumens per Lamp:	N/A
Luminaire Lumens:	21560.8 lumens
Efficiency:	N/A
Efficacy:	141.8 lumens/watt
Luminous Opening:	Rectangular (W 0.67' x L: 0.67' x H: 0')
IES Classification:	Type II - Short
BUG Rating:	B3 - U0 - G3
Input Watts (W):	152
Input Voltage (V):	120
Input Current (Ain):	NR
Voltage Rise (V):	NR
Power Factor:	0.98
Total Harmonic Distortion (THDi):	2.75%
Frequency (hertz):	60
Stabilization Time:	NR
Operation Time:	NR
Ambient Temperature (°C):	NR
Test Distance:	28.75 FT

REPORT NUMBER: P1461172
CATALOG NUMBER: PRV-PC1D-740-U-T2RE

Iso-Footcandle Lines of Horizontal Illumination

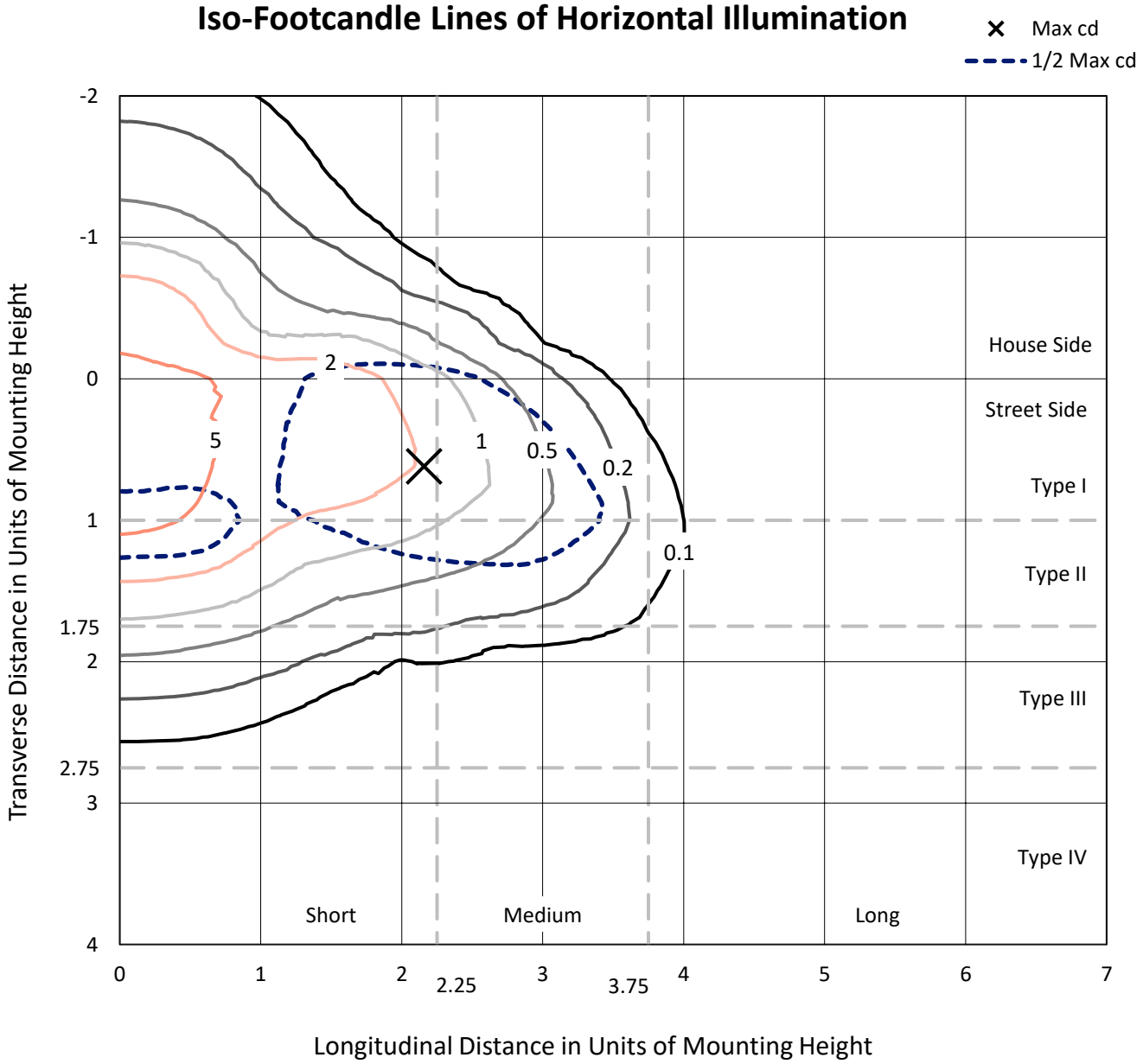

Based on 25 foot mounting height. Maximum calculated value = 6.9 fc
Type II - Short - N/A

REPORT NUMBER: P1461172
CATALOG NUMBER: PRV-PC1D-740-U-T2RE

Luminous Intensity Polar Plot

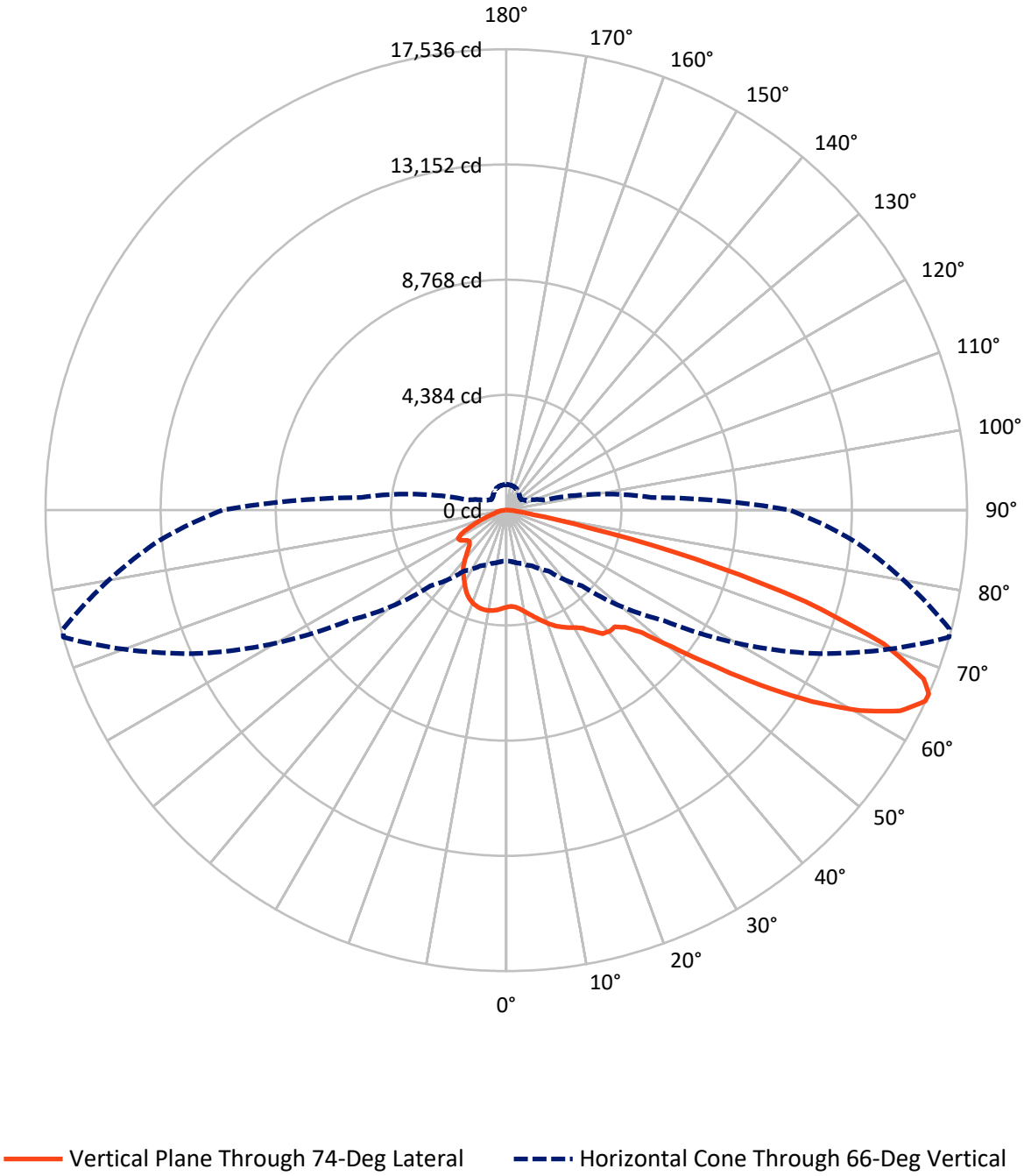

REPORT NUMBER: P1461172
CATALOG NUMBER: PRV-PC1D-740-U-T2RE

FLUX DISTRIBUTION:

		Downward	Upward	Total
House Side	Lumens	5247.9	0.0	5247.9
	% Fixture	24.3	0.0	24.3
Street Side	Lumens	16312.8	0.0	16312.8
	% Fixture	75.7	0.0	75.7
Total	Lumens	21560.8	0.0	21560.8
	% Fixture	100.0	0.0	100.0

ZONAL LUMENS:

Zone	Lumens	% Fixture
0°-10°	347.1	1.6
10°-20°	1071.9	5.0
20°-30°	1997.2	9.3
30°-40°	2996.3	13.9
40°-50°	3948.7	18.3
50°-60°	4813.1	22.3
60°-70°	4399.2	20.4
70°-80°	1719.5	8.0
80°-90°	267.7	1.2
90°-100°	0.0	0.0
100°-110°	0.0	0.0
110°-120°	0.0	0.0
120°-130°	0.0	0.0
130°-140°	0.0	0.0
140°-150°	0.0	0.0
150°-160°	0.0	0.0
160°-170°	0.0	0.0
170°-180°	0.0	0.0
0°-90°	21560.8	100.0
0°-180°	21560.8	100.0

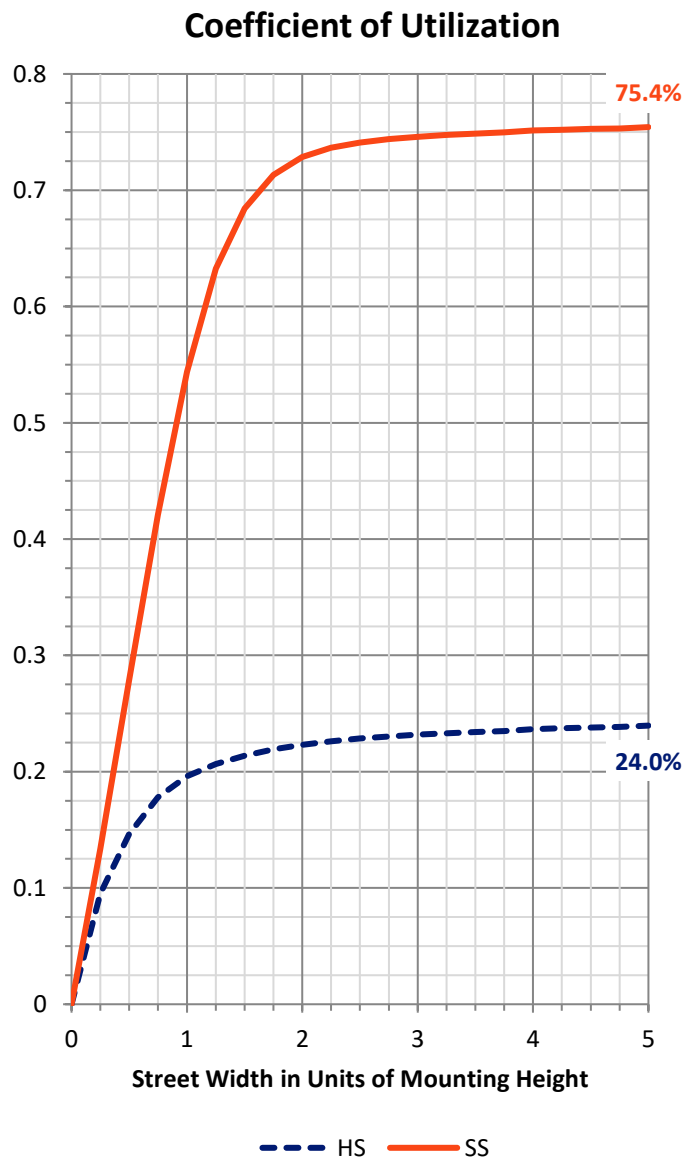

REPORT NUMBER: P1461172
CATALOG NUMBER: PRV-PC1D-740-U-T2RE

LUMINAIRE CLASSIFICATION SYSTEM LUMEN TABLE AND BUG RATING:

Zone		Lumens	% Fixture	Zone Rating/Lumen Limit B	U	G
FL	(0°-30°)	2015.5	9.3			
FM	(30°-60°)	9206.8	42.7			
FH	(60°-80°)	4945.7	22.9			G2/5000
FVH	(80°-90°)	144.8	0.7			G2/225
BL	(0°-30°)	1400.7	6.5	B3/2500		
BM	(30°-60°)	2551.3	11.8	B3/5000		
BH	(60°-80°)	1173.0	5.4	B3/2500		G3/2500
BVH	(80°-90°)	122.9	0.6			G2/225
UL	(90°-100°)	0.0	0.0		U0/0	
UH	(100°-180°)	0.0	0.0		U0/0	

BUG Rating: B3-U0-G3
Type II Short

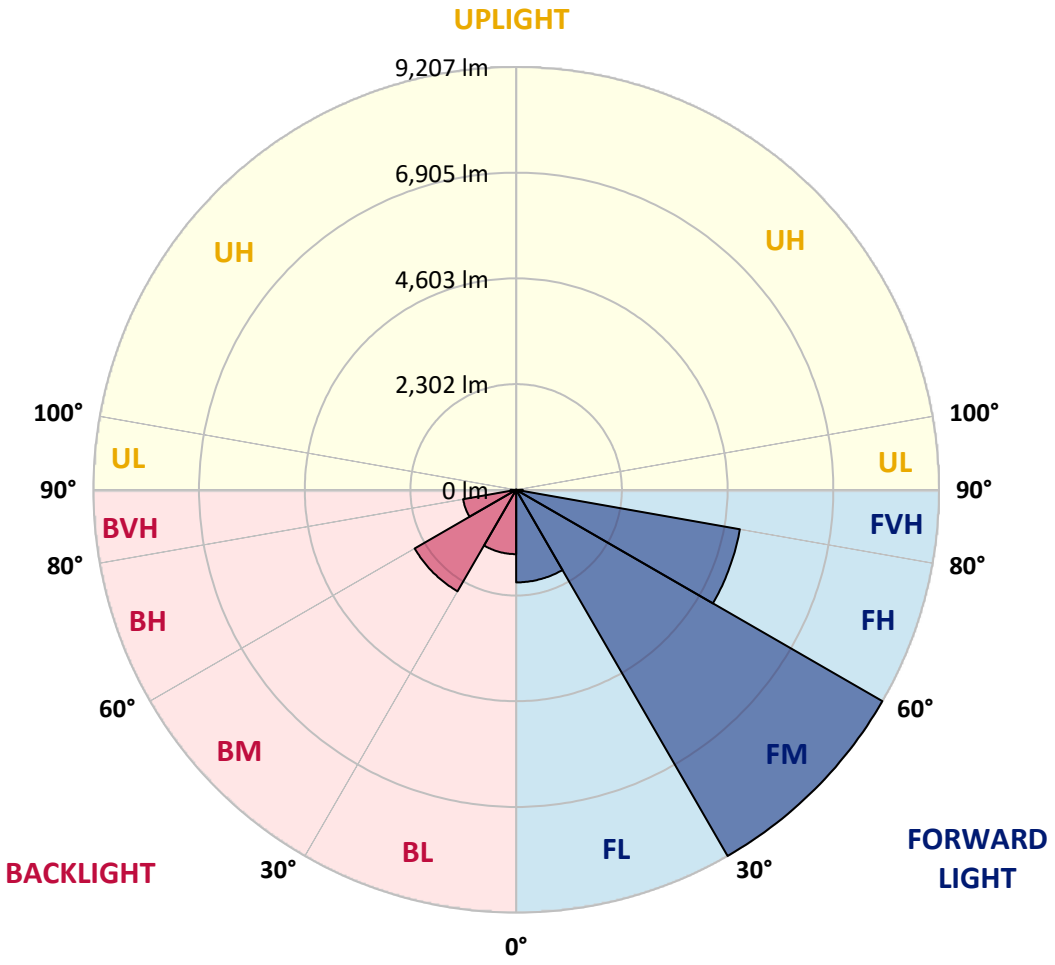

REPORT NUMBER: P1461172
CATALOG NUMBER: PRV-PC1D-740-U-T2RE

CANDELA DISTRIBUTION (FULL):

	0°	5°	15°	25°	35°	45°	55°	65°	74°	75°	85°
0°	3688	3688	3688	3688	3688	3688	3688	3688	*3688*	3688	3688
2.5°	3653	3651	3643	3646	3650	3652	3660	3655	*3663*	3674	3682
5°	3547	3549	3561	3587	3635	3677	3708	3711	*3704*	3717	3723
7.5°	3386	3378	3404	3450	3512	3606	3722	3790	*3795*	3807	3812
10°	3445	3447	3442	3429	3461	3547	3698	3853	*3930*	3943	3946
12.5°	3788	3782	3745	3692	3646	3616	3719	3914	*4081*	4091	4122
15°	4221	4180	4157	4087	3983	3868	3834	4009	*4246*	4275	4333
17.5°	4623	4599	4575	4494	4354	4209	4063	4136	*4430*	4470	4555
20°	5041	5035	5003	4930	4784	4584	4354	4311	*4608*	4657	4798
22.5°	5469	5472	5440	5346	5227	4981	4680	4495	*4781*	4845	5024
25°	5864	5857	5810	5775	5666	5416	5056	4709	*4925*	4994	5232
27.5°	6167	6141	6191	6176	6070	5822	5411	4945	*5061*	5142	5413
30°	6509	6486	6540	6586	6476	6229	5757	5144	*5179*	5272	5584
32.5°	6988	6979	6974	7008	6926	6623	6106	5426	*5357*	5448	5757
35°	7659	7629	7531	7472	7385	7007	6503	5810	*5649*	5743	5954
37.5°	8386	8372	8192	7975	7744	7345	6873	6189	*5962*	6044	6110
40°	9192	9086	8935	8603	8137	7550	6931	6150	*6055*	6159	6140
42.5°	9867	9726	9557	9227	8537	7790	7013	6143	*6069*	6188	6093
45°	10392	10326	10062	9724	8947	8011	7235	6419	*6360*	6486	6192
47.5°	10480	10410	10321	10077	9226	8262	7543	6947	*6962*	7136	6593
50°	9688	9671	9818	9982	9369	8422	7916	7736	*8165*	8270	7604
52.5°	8159	8139	8620	9209	9018	8508	8369	8898	*9759*	9934	8923
55°	6472	6598	7047	7994	8073	8160	8840	10241	*11741*	11828	10354
57.5°	5459	5420	5754	6630	6892	7422	9034	11712	*13738*	13664	11746
60°	4597	4612	4790	5444	5785	6355	8901	13037	*15495*	15406	12924
62.5°	3480	3446	3624	4162	4862	5425	8440	13662	*16817*	16723	13498
65°	2276	2318	2461	2797	3451	4530	7677	13295	*17524*	17437	13461
66°	*1936*	*1953*	*2098*	*2337*	*2831*	*4070*	*7317*	*12899*	*17536*	*17463*	*13260*
67.5°	1483	1508	1630	1778	2078	3154	6678	12087	*17135*	17069	12690
70°	1088	1096	1193	1227	1277	1744	5010	10426	*15240*	15220	10488
72.5°	830	840	896	925	909	1053	2835	8494	*11900*	11880	7230
75°	716	713	730	728	718	753	1244	5725	*7453*	7492	3534
77.5°	588	591	603	592	584	589	758	2970	*3151*	3068	1069
80°	471	475	487	480	469	480	552	1075	*1057*	940	431
82.5°	371	360	370	375	366	380	414	491	*458*	446	302
85°	240	242	224	250	242	246	284	335	*321*	318	208
87.5°	80	87	95	97	100	104	122	148	*186*	193	86
90°	0	0	0	0	0	0	0	0	*0*	0	0

REPORT NUMBER: P1461172
CATALOG NUMBER: PRV-PC1D-740-U-T2RE

CANDELA DISTRIBUTION (continued):

	90°	95°	105°	115°	125°	135°	145°	155°	165°	175°	180°
0°	3688	3688	3688	3688	3688	3688	3688	3688	3688	3688	3688
2.5°	3697	3712	3732	3756	3773	3785	3778	3779	3776	3766	3764
5°	3740	3763	3796	3803	3784	3746	3700	3654	3629	3602	3601
7.5°	3832	3843	3851	3795	3691	3595	3494	3425	3394	3375	3392
10°	3954	3955	3887	3723	3547	3416	3333	3280	3250	3239	3244
12.5°	4112	4089	3910	3636	3408	3281	3212	3179	3156	3148	3152
15°	4303	4228	3905	3530	3278	3178	3130	3105	3089	3083	3090
17.5°	4492	4347	3873	3413	3180	3110	3078	3050	3043	3039	3045
20°	4678	4451	3818	3287	3108	3073	3038	3021	3029	3033	3044
22.5°	4848	4514	3730	3157	3050	3030	3018	3014	3028	3036	3046
25°	4973	4532	3612	3044	2981	2989	3002	2996	3000	3001	3008
27.5°	5071	4526	3443	2935	2897	2933	2963	2938	2927	2917	2923
30°	5157	4512	3259	2806	2779	2840	2874	2827	2797	2778	2796
32.5°	5230	4510	3088	2639	2642	2707	2742	2688	2643	2625	2622
35°	5306	4516	2929	2469	2451	2538	2556	2506	2449	2429	2431
37.5°	5353	4521	2764	2253	2243	2326	2343	2306	2265	2242	2235
40°	5314	4461	2537	2033	1999	2070	2115	2108	2048	1979	1976
42.5°	5291	4403	2297	1820	1789	1827	1907	1865	1752	1739	1730
45°	5474	4438	2097	1642	1573	1634	1709	1609	1561	1544	1558
47.5°	5990	4636	1950	1515	1421	1478	1506	1471	1430	1424	1430
50°	7117	5157	1884	1445	1317	1351	1340	1357	1326	1332	1338
52.5°	8547	6092	1918	1436	1245	1218	1210	1247	1253	1281	1291
55°	10040	6916	2036	1468	1165	1070	1083	1148	1207	1245	1254
57.5°	11305	7317	2167	1468	1058	953	983	1078	1172	1204	1208
60°	11834	7254	2208	1369	947	858	909	1036	1124	1142	1152
62.5°	11762	6888	2036	1168	831	787	867	991	1053	1074	1079
65°	11218	6062	1671	933	733	736	832	934	984	1009	1019
66°	*10798*	*5536*	*1491*	*863*	*698*	*720*	*818*	*905*	*953*	*972*	*981*
67.5°	9899	4598	1273	751	659	698	788	861	899	921	928
70°	7217	2803	915	600	602	655	713	764	836	867	877
72.5°	4271	1401	666	508	556	610	638	696	789	843	857
75°	1951	687	486	450	498	530	562	642	756	838	852
77.5°	662	443	395	404	416	438	486	588	719	810	833
80°	358	351	327	342	345	365	417	520	653	732	737
82.5°	287	272	260	266	272	298	335	430	554	452	457
85°	185	163	169	178	184	207	231	319	399	211	201
87.5°	55	50	60	67	66	67	89	167	235	99	68
90°	0	0	0	0	0	0	0	0	0	0	0

Cooper Lighting Solutions Photometric Lab
1121 Highway 74 South
Peachtree City, GA 30269

LM-79-2019: Approved Method: Electrical and Photometric Measurements of Solid-State Lighting Products

Report Prepared for

Cooper Lighting Solutions

McGraw-Edison

Report Number: SP2-2501-321-1

Test Date: 04/09/2025

Luminaire Tested: GKO-PB1E-740-U-T4W

Data in this report applies to families of products including GKO-PB1E-740-U-T4W

Report Generated By FNC07603 / LDUCLS01DT447
Version: v7.04

Test Information

Test Method:	LM-79-2019
Report Number:	SP2-2501-321-1
Test Lab:	COOPER LIGHTING SOLUTIONS
Photometer:	SP2 - 165CM SPHERE
Measurement Geometry:	4π
Issue Date:	04/10/2025
Manufacturer:	COOPER LIGHTING SOLUTIONS
Product Line:	McGraw-Edison
Catalog Number:	**GKO-PB1E-740-U-T4W**
Description:	Gekko Wedge Wall Pack Fixture 1 SQ w/ T4W distribution

Spectral Parameters

CCT (K):	3916	CRI (Ra):		71.0			
CIE u':	0.2259	R1:		67.4	R9:		-37.9
CIE v':	0.5049	R2:		78.3	R10:		48.9
Duv:	0.0014	R3:		87.2	R11:		64.6
CIE x:	0.3853	R4:		69.5	R12:		40.9
CIE y:	0.3827	R5:		67.2	R13:		69.2
CIE z:	0.2321	R6:		69.3	R14:		92.7
Peak Wavelength (nm):	449	R7:		79.9	R15:		59.8
Dominant Wavelength (nm):	578	R8:		48.9			
Purity:	30.46652						

Rf:	73.5
Rg:	93.5

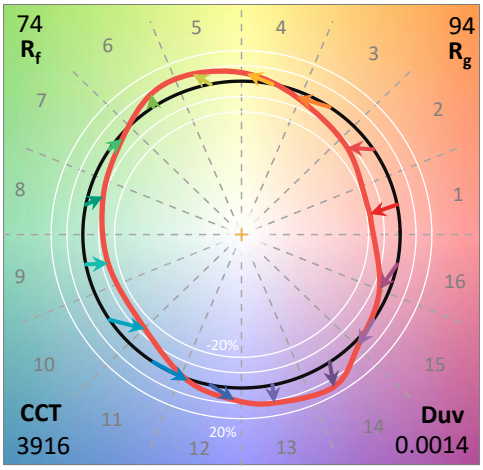

Test Conditions

Stabilization Time:	33M
Operation Time:	1H 33M
Sphere Temperature (°C):	25.0

Measurement and Test Equipment			
Instrument	Identification Number	Calibration Date	Calibration Due Date
Photometer	IN2187	1/6/2025	7/6/2025
Power Meter	INXT2011002	1/21/2025	1/21/2026
AC Power Source	IN0458	10/22/2024	10/22/2025
DC Power Source	IN0212	10/22/2024	10/22/2025
Sphere Thermometer	IN4036B	10/22/2024	10/22/2025
Room Thermometer	IN0046	10/22/2024	10/22/2025

REPORT NUMBER: SP2-2501-321-1

CIE 1931 Chromaticity Diagram

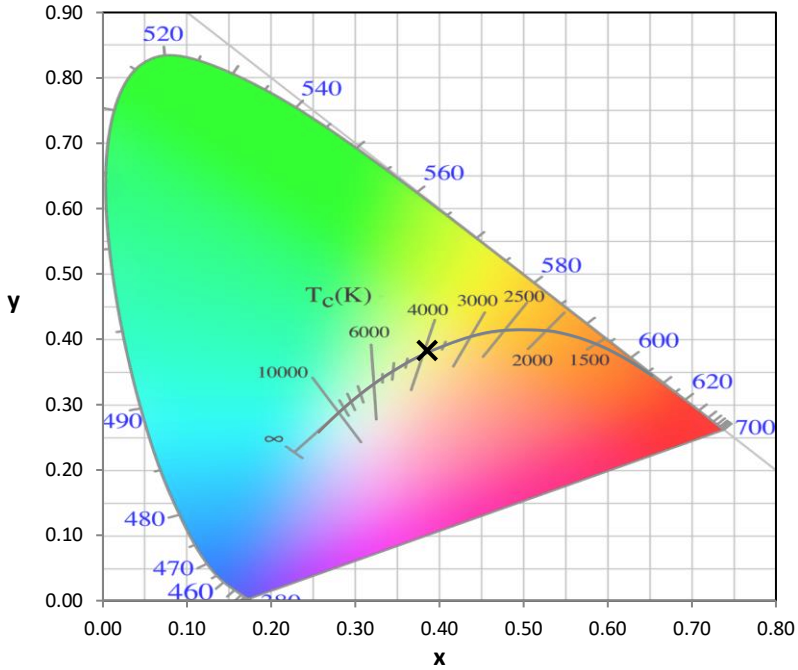

CIE 1931 Chromaticity Diagram with 2017 ANSI 7-Step and 4-Step Quadrangles

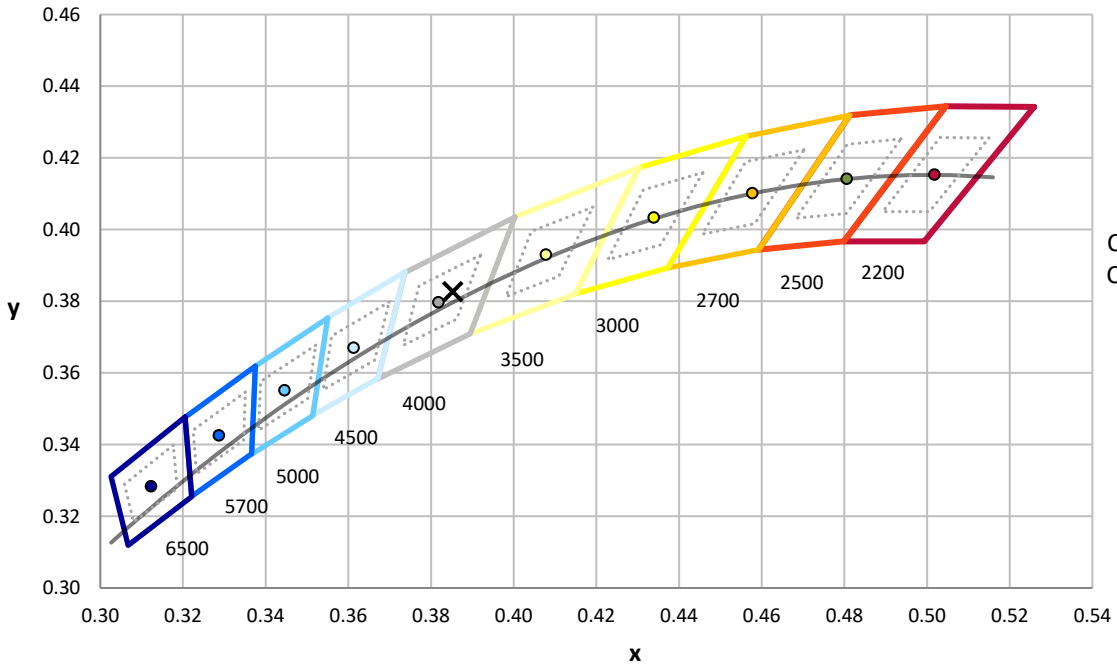

CCT = 3916K
CIE x = 0.3853
CIE y = 0.3827
Duv = 0.0014

Point lies inside the ANSI 4000K 4-step quadrangle

REPORT NUMBER: SP2-2501-321-1

Photopic Flux vs. Wavelength

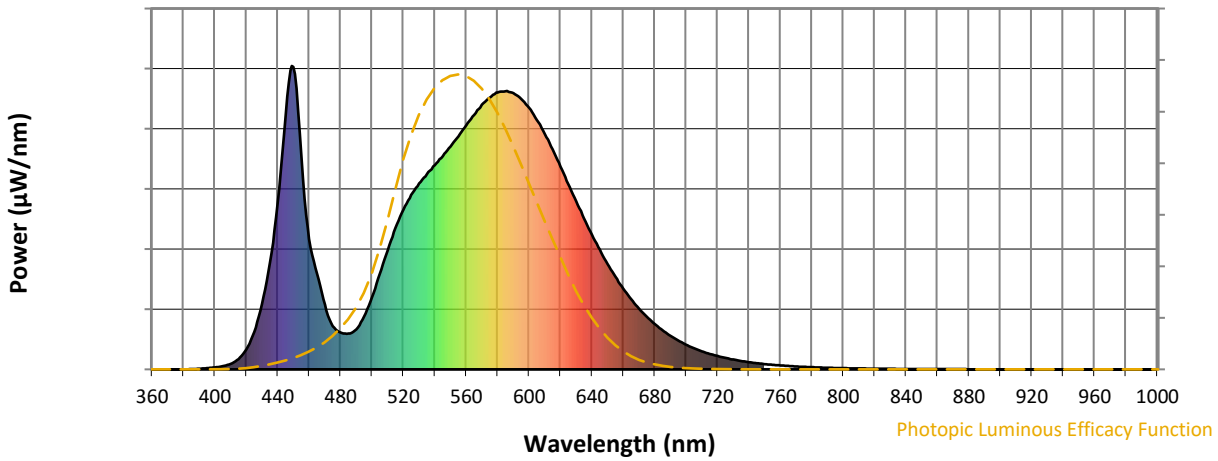

Photopic Lumens: NR

λ (nm)	Power W^/nm	Lumens (ϕ/nm)	λ (nm)	Power W^/nm	Lumens (ϕ/nm)	λ (nm)	Power W^/nm	Lumens (ϕ/nm)	λ (nm)	Power W^/nm	Lumens (ϕ/nm)	λ (nm)	Power W^/nm	Lumens (ϕ/nm)
360	0	NR	490	132	NR	620	668	NR	750	17	NR	880	1	NR
365	0	NR	495	174	NR	625	611	NR	755	15	NR	885	0	NR
370	0	NR	500	238	NR	630	554	NR	760	13	NR	890	0	NR
375	0	NR	505	314	NR	635	498	NR	765	11	NR	895	0	NR
380	0	NR	510	392	NR	640	445	NR	770	10	NR	900	0	NR
385	1	NR	515	467	NR	645	394	NR	775	8	NR	905	0	NR
390	2	NR	520	526	NR	650	347	NR	780	7	NR	910	0	NR
395	4	NR	525	575	NR	655	305	NR	785	6	NR	915	0	NR
400	6	NR	530	613	NR	660	266	NR	790	5	NR	920	0	NR
405	10	NR	535	644	NR	665	231	NR	795	5	NR	925	0	NR
410	18	NR	540	673	NR	670	200	NR	800	4	NR	930	0	NR
415	34	NR	545	703	NR	675	174	NR	805	4	NR	935	0	NR
420	66	NR	550	734	NR	680	150	NR	810	3	NR	940	0	NR
425	124	NR	555	768	NR	685	129	NR	815	3	NR	945	0	NR
430	216	NR	560	804	NR	690	111	NR	820	2	NR	950	0	NR
435	352	NR	565	838	NR	695	95	NR	825	2	NR	955	0	NR
440	548	NR	570	872	NR	700	81	NR	830	2	NR	960	0	NR
445	836	NR	575	896	NR	705	69	NR	835	2	NR	965	0	NR
450	997	NR	580	913	NR	710	60	NR	840	1	NR	970	0	NR
455	705	NR	585	917	NR	715	51	NR	845	1	NR	975	0	NR
460	429	NR	590	911	NR	720	44	NR	850	1	NR	980	0	NR
465	316	NR	595	891	NR	725	38	NR	855	1	NR	985	0	NR
470	213	NR	600	862	NR	730	32	NR	860	1	NR	990	0	NR
475	143	NR	605	822	NR	735	28	NR	865	1	NR	995	0	NR
480	121	NR	610	776	NR	740	24	NR	870	1	NR	1000	0	NR
485	118	NR	615	725	NR	745	20	NR	875	1	NR			

REPORT NUMBER: SP2-2501-321-1

Scotopic Flux vs. Wavelength

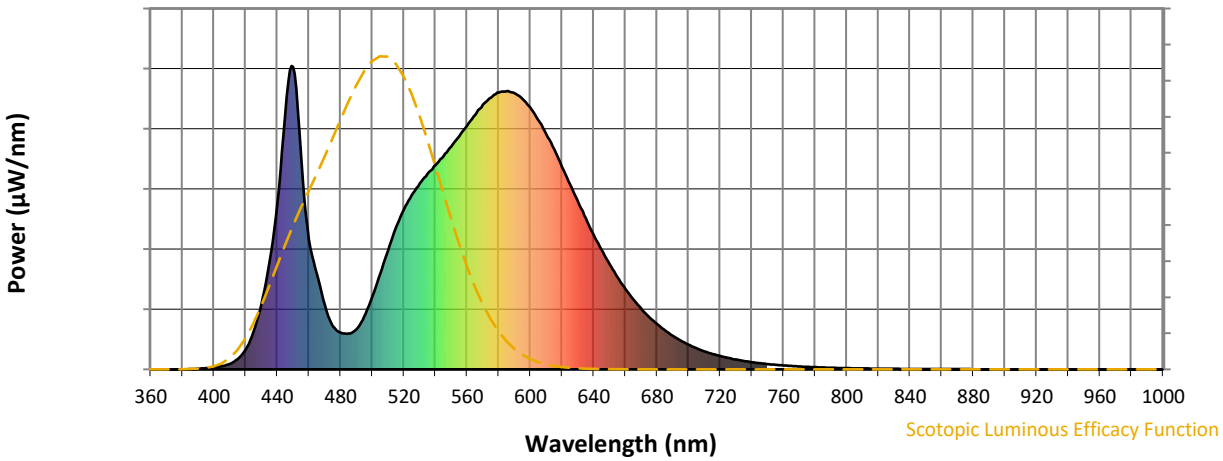

Scotopic Lumens: NR **S/P: 1.49**

λ (nm)	Power W^/nm	Lumens (ϕ/nm)	λ (nm)	Power W^/nm	Lumens (ϕ/nm)	λ (nm)	Power W^/nm	Lumens (ϕ/nm)	λ (nm)	Power W^/nm	Lumens (ϕ/nm)	λ (nm)	Power W^/nm	Lumens (ϕ/nm)
360	0	NR	490	132	NR	620	668	NR	750	17	NR	880	1	NR
365	0	NR	495	174	NR	625	611	NR	755	15	NR	885	0	NR
370	0	NR	500	238	NR	630	554	NR	760	13	NR	890	0	NR
375	0	NR	505	314	NR	635	498	NR	765	11	NR	895	0	NR
380	0	NR	510	392	NR	640	445	NR	770	10	NR	900	0	NR
385	1	NR	515	467	NR	645	394	NR	775	8	NR	905	0	NR
390	2	NR	520	526	NR	650	347	NR	780	7	NR	910	0	NR
395	4	NR	525	575	NR	655	305	NR	785	6	NR	915	0	NR
400	6	NR	530	613	NR	660	266	NR	790	5	NR	920	0	NR
405	10	NR	535	644	NR	665	231	NR	795	5	NR	925	0	NR
410	18	NR	540	673	NR	670	200	NR	800	4	NR	930	0	NR
415	34	NR	545	703	NR	675	174	NR	805	4	NR	935	0	NR
420	66	NR	550	734	NR	680	150	NR	810	3	NR	940	0	NR
425	124	NR	555	768	NR	685	129	NR	815	3	NR	945	0	NR
430	216	NR	560	804	NR	690	111	NR	820	2	NR	950	0	NR
435	352	NR	565	838	NR	695	95	NR	825	2	NR	955	0	NR
440	548	NR	570	872	NR	700	81	NR	830	2	NR	960	0	NR
445	836	NR	575	896	NR	705	69	NR	835	2	NR	965	0	NR
450	997	NR	580	913	NR	710	60	NR	840	1	NR	970	0	NR
455	705	NR	585	917	NR	715	51	NR	845	1	NR	975	0	NR
460	429	NR	590	911	NR	720	44	NR	850	1	NR	980	0	NR
465	316	NR	595	891	NR	725	38	NR	855	1	NR	985	0	NR
470	213	NR	600	862	NR	730	32	NR	860	1	NR	990	0	NR
475	143	NR	605	822	NR	735	28	NR	865	1	NR	995	0	NR
480	121	NR	610	776	NR	740	24	NR	870	1	NR	1000	0	NR
485	118	NR	615	725	NR	745	20	NR	875	1	NR			

REPORT NUMBER: SP2-2501-321-1

Melanopic Flux vs. Wavelength

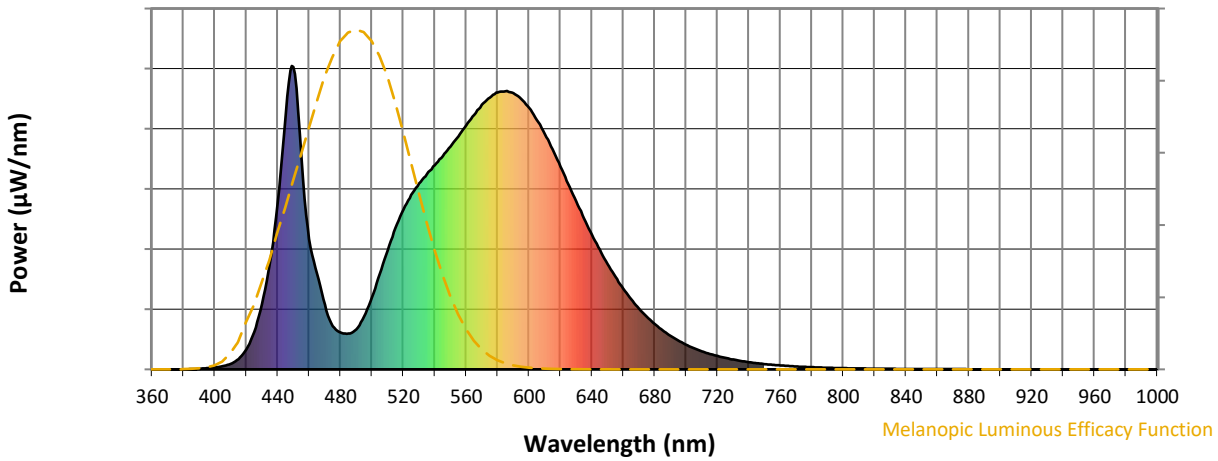

Melanopic Lumens: NR **M/P: 2.88**

λ (nm)	Power W^/nm	Lumens (ϕ/nm)	λ (nm)	Power W^/nm	Lumens (ϕ/nm)	λ (nm)	Power W^/nm	Lumens (ϕ/nm)	λ (nm)	Power W^/nm	Lumens (ϕ/nm)	λ (nm)	Power W^/nm	Lumens (ϕ/nm)
360	0	NR	490	132	NR	620	668	NR	750	17	NR	880	1	NR
365	0	NR	495	174	NR	625	611	NR	755	15	NR	885	0	NR
370	0	NR	500	238	NR	630	554	NR	760	13	NR	890	0	NR
375	0	NR	505	314	NR	635	498	NR	765	11	NR	895	0	NR
380	0	NR	510	392	NR	640	445	NR	770	10	NR	900	0	NR
385	1	NR	515	467	NR	645	394	NR	775	8	NR	905	0	NR
390	2	NR	520	526	NR	650	347	NR	780	7	NR	910	0	NR
395	4	NR	525	575	NR	655	305	NR	785	6	NR	915	0	NR
400	6	NR	530	613	NR	660	266	NR	790	5	NR	920	0	NR
405	10	NR	535	644	NR	665	231	NR	795	5	NR	925	0	NR
410	18	NR	540	673	NR	670	200	NR	800	4	NR	930	0	NR
415	34	NR	545	703	NR	675	174	NR	805	4	NR	935	0	NR
420	66	NR	550	734	NR	680	150	NR	810	3	NR	940	0	NR
425	124	NR	555	768	NR	685	129	NR	815	3	NR	945	0	NR
430	216	NR	560	804	NR	690	111	NR	820	2	NR	950	0	NR
435	352	NR	565	838	NR	695	95	NR	825	2	NR	955	0	NR
440	548	NR	570	872	NR	700	81	NR	830	2	NR	960	0	NR
445	836	NR	575	896	NR	705	69	NR	835	2	NR	965	0	NR
450	997	NR	580	913	NR	710	60	NR	840	1	NR	970	0	NR
455	705	NR	585	917	NR	715	51	NR	845	1	NR	975	0	NR
460	429	NR	590	911	NR	720	44	NR	850	1	NR	980	0	NR
465	316	NR	595	891	NR	725	38	NR	855	1	NR	985	0	NR
470	213	NR	600	862	NR	730	32	NR	860	1	NR	990	0	NR
475	143	NR	605	822	NR	735	28	NR	865	1	NR	995	0	NR
480	121	NR	610	776	NR	740	24	NR	870	1	NR	1000	0	NR
485	118	NR	615	725	NR	745	20	NR	875	1	NR			

REPORT NUMBER: SP2-2501-321-1

TM-30-18

Summary

R_f = 73.5
R_g = 93.5
CIE R_a = 71.0
R_9 = -37.9

Spectral Power Distribution Comparison

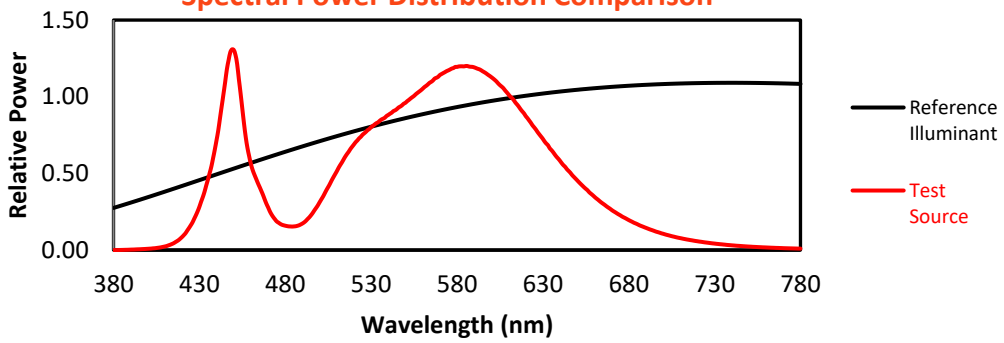

Color Vector Graphics

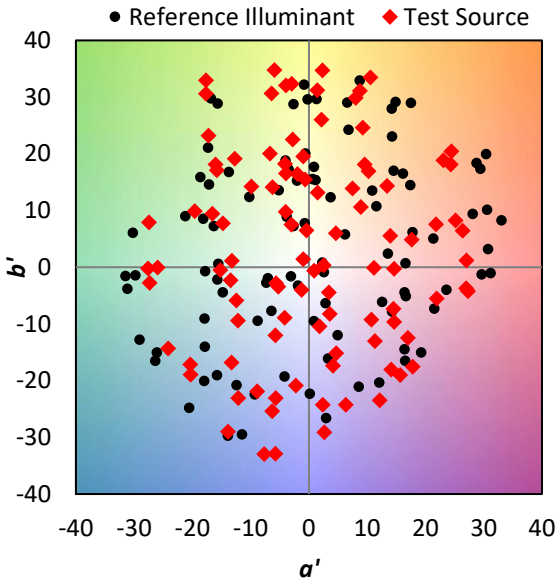

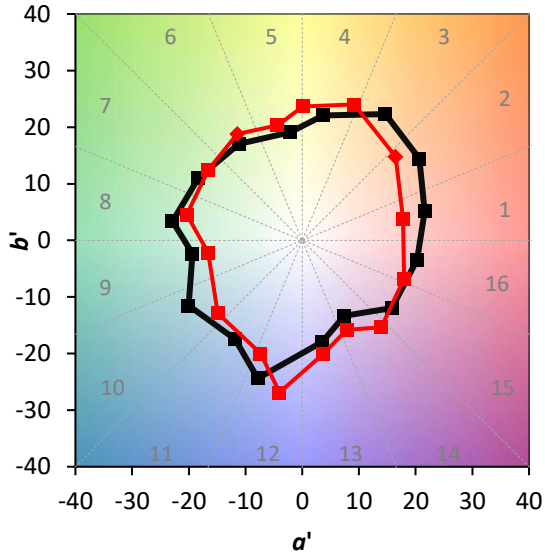

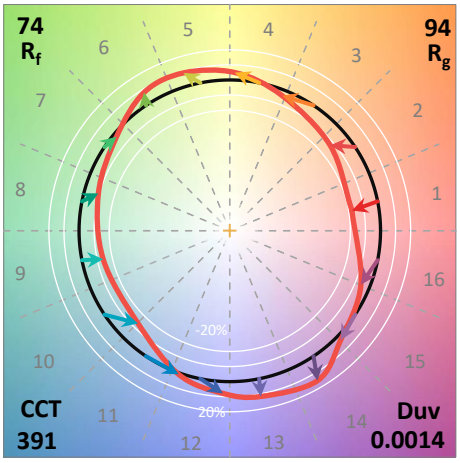

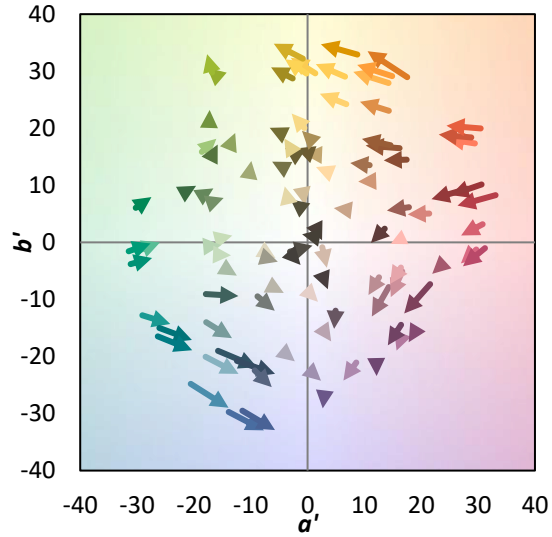

Individual Sample Fidelity Index ($R_{f,i}$)

CES01 = 85	CES26 = 62	CES51 = 88	CES76 = 51
CES02 = 61	CES27 = 88	CES52 = 87	CES77 = 70
CES03 = 30	CES28 = 81	CES53 = 77	CES78 = 54
CES04 = 70	CES29 = 66	CES54 = 84	CES79 = 81
CES05 = 47	CES30 = 82	CES55 = 83	CES80 = 79
CES06 = 50	CES31 = 69	CES56 = 73	CES81 = 77
CES07 = 40	CES32 = 61	CES57 = 72	CES82 = 91
CES08 = 39	CES33 = 77	CES58 = 73	CES83 = 90
CES09 = 29	CES34 = 70	CES59 = 85	CES84 = 86
CES10 = 74	CES35 = 84	CES60 = 89	CES85 = 77
CES11 = 57	CES36 = 91	CES61 = 81	CES86 = 71
CES12 = 63	CES37 = 79	CES62 = 85	CES87 = 76
CES13 = 42	CES38 = 92	CES63 = 72	CES88 = 80
CES14 = 74	CES39 = 96	CES64 = 64	CES89 = 70
CES15 = 71	CES40 = 91	CES65 = 61	CES90 = 79
CES16 = 46	CES41 = 93	CES66 = 57	CES91 = 75
CES17 = 49	CES42 = 81	CES67 = 54	CES92 = 58
CES18 = 56	CES43 = 77	CES68 = 63	CES93 = 75
CES19 = 72	CES44 = 99	CES69 = 73	CES94 = 52
CES20 = 65	CES45 = 85	CES70 = 56	CES95 = 65
CES21 = 86	CES46 = 83	CES71 = 49	CES96 = 76
CES22 = 78	CES47 = 86	CES72 = 83	CES97 = 84
CES23 = 92	CES48 = 77	CES73 = 46	CES98 = 75
CES24 = 91	CES49 = 81	CES74 = 93	CES99 = 62
CES25 = 72	CES50 = 87	CES75 = 52	

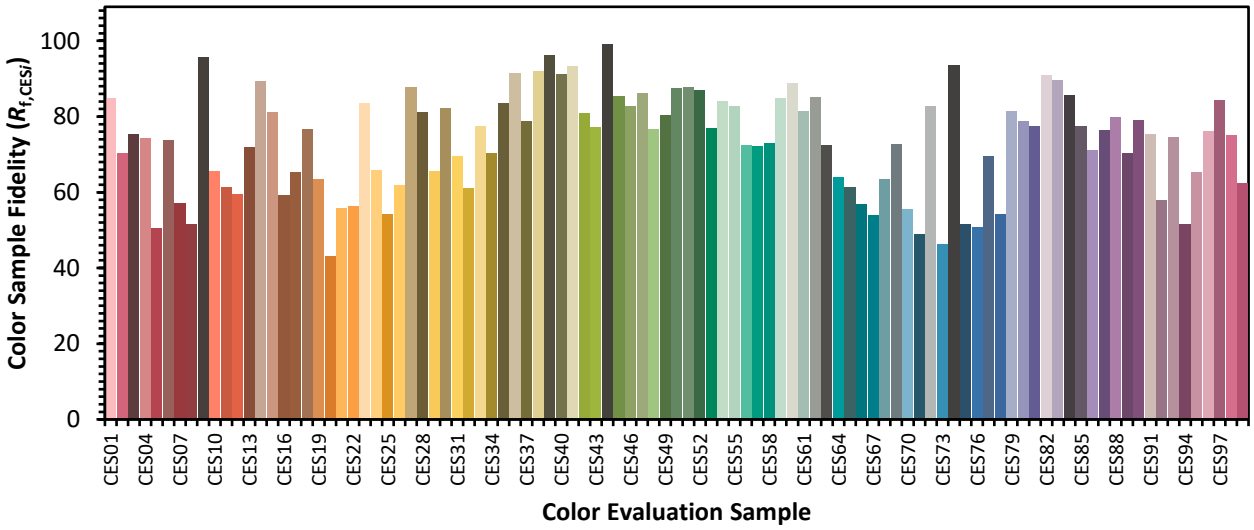

Color Rendition by Hue-Angle Bin

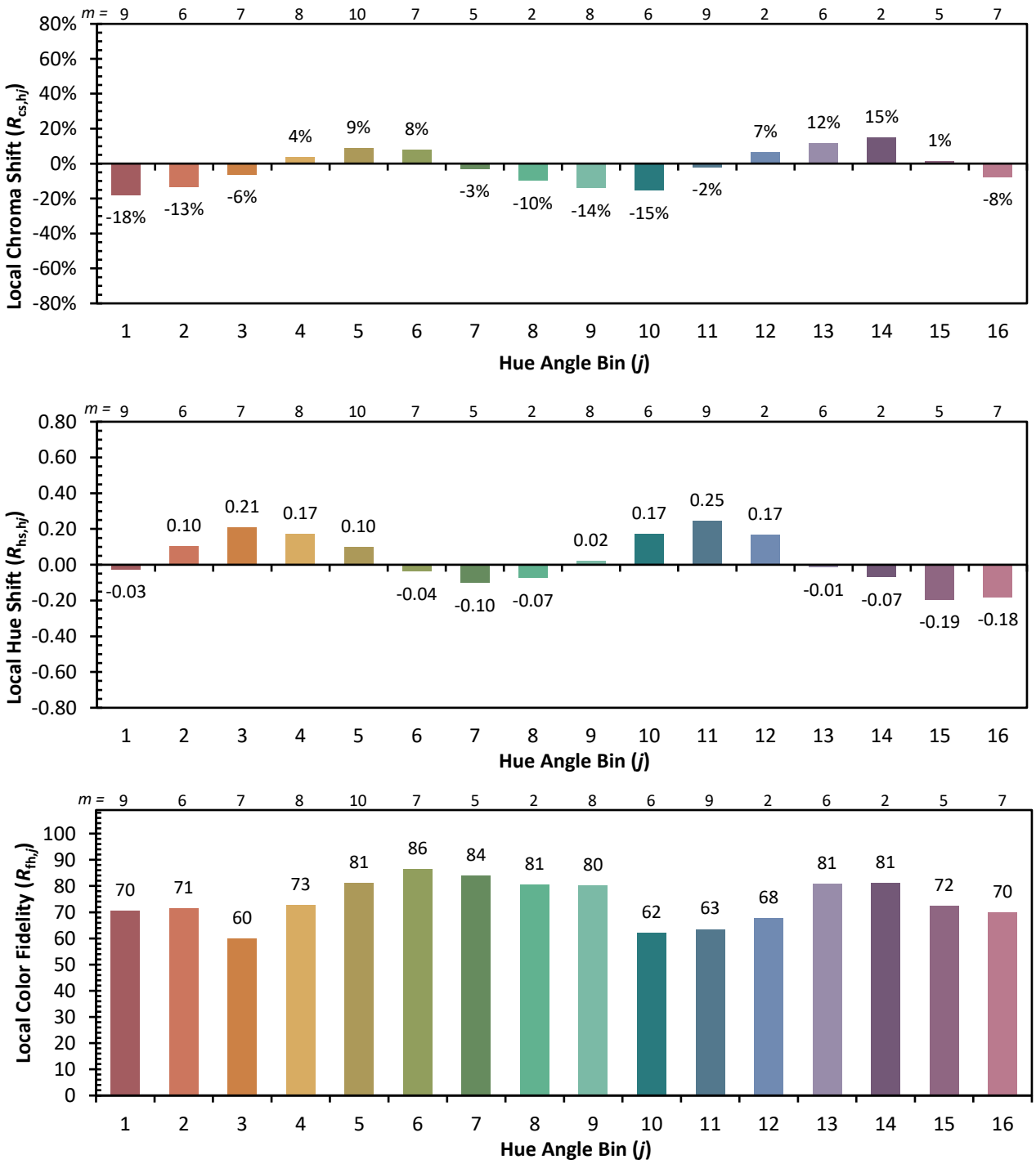

Measure Comparisons

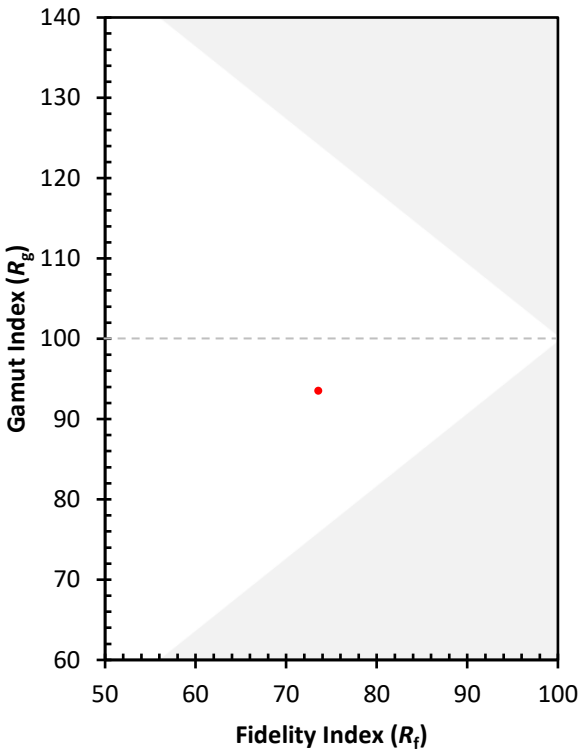

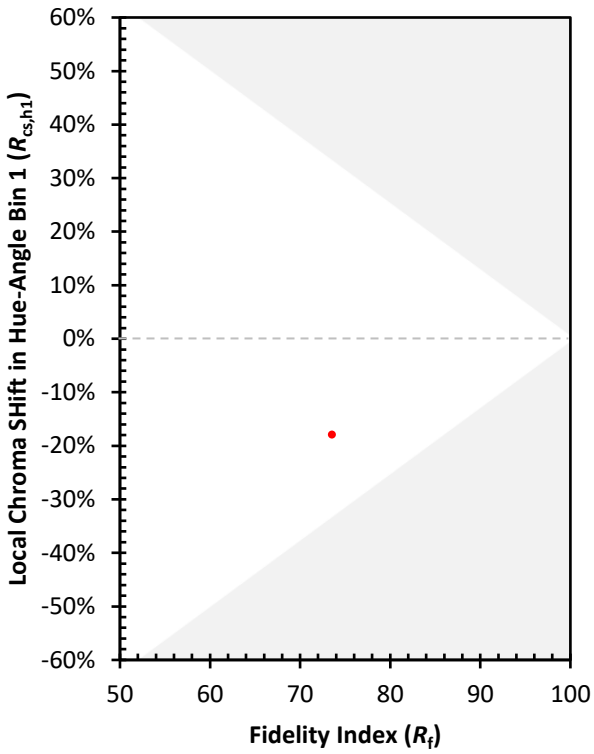

(END OF REPORT)